



Custom Reports

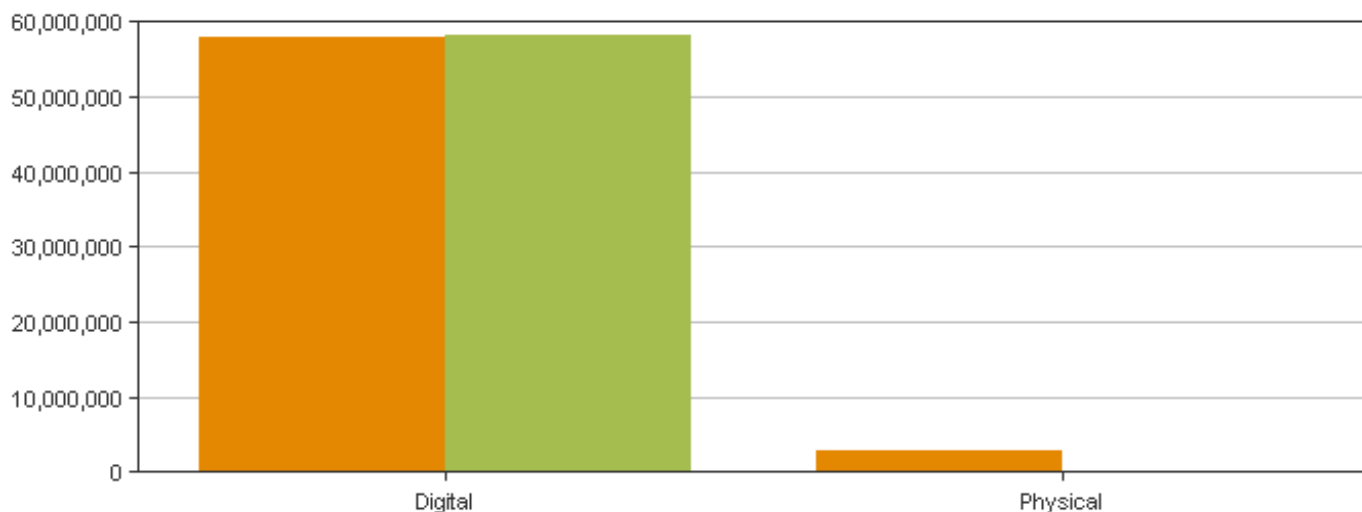
Period: December 2021

Creation Date: 22/03/2022

Total Market Group (December 2021)

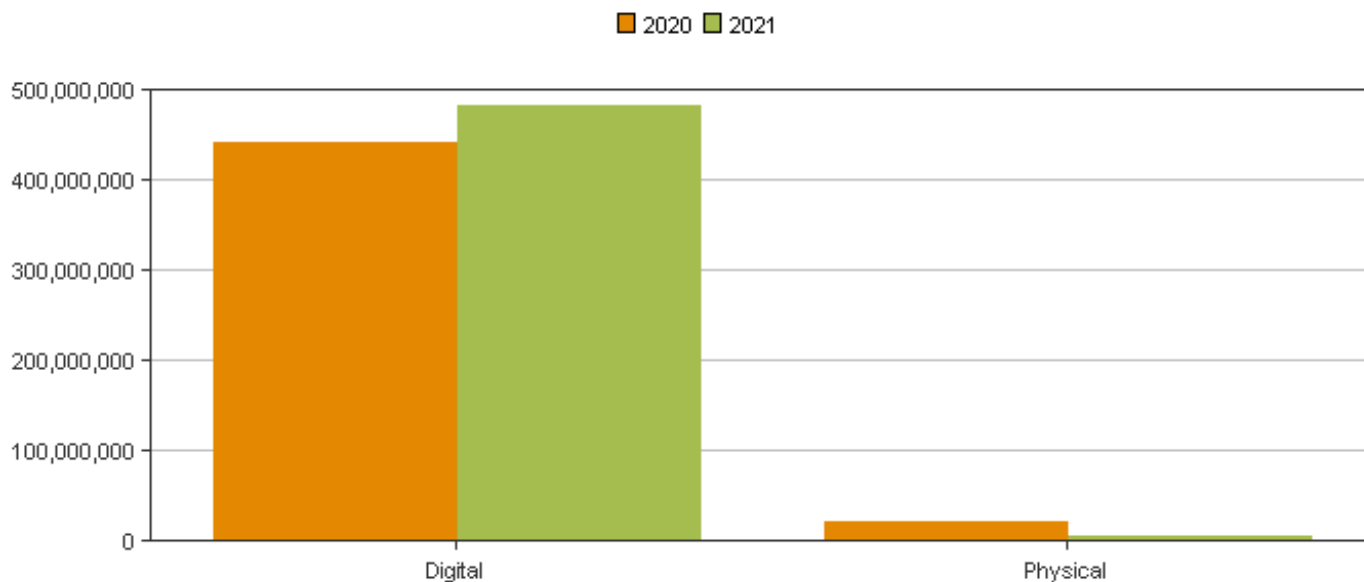
Year	Medium	Local	International	Total
2020	Digital	R 8,747,106.05	R 49,227,309.16	R 57,974,415.21
2020	Physical	R 1,656,661.47	R 1,101,648.17	R 2,758,309.64
TOTAL 2020		R 10,403,767.52	R 50,328,957.33	R 60,732,724.85
2021	Digital	R 10,749,698.15	R 47,536,347.32	R 58,286,045.47
2021	Physical	R 10,388.00	R 52,790.13	R 63,178.13
TOTAL 2021		R 10,760,086.15	R 47,589,137.45	R 58,349,223.60
VARIANCE		3.42%	-5.44%	-3.92%

2020 2021



Total Market Group (January 2021 to December 2021)

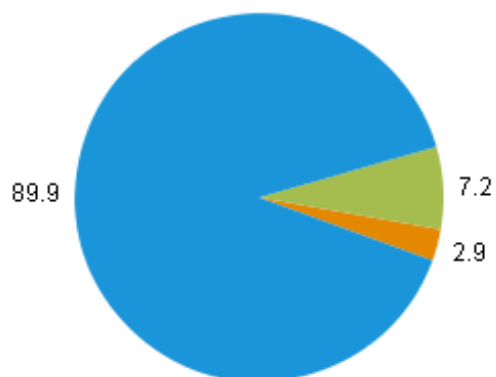
Year	Medium	Local	International	Total
2020	Digital	R 77,571,749.35	R 364,245,286.51	R 441,817,035.86
2020	Physical	R 10,366,188.17	R 11,262,565.30	R 21,628,753.47
TOTAL 2020		R 87,937,937.52	R 375,507,851.81	R 463,445,789.33
2021	Digital	R 93,007,110.72	R 389,341,196.25	R 482,348,306.97
2021	Physical	R 2,855,210.35	R 3,915,030.77	R 6,770,241.12
TOTAL 2021		R 95,862,321.07	R 393,256,227.02	R 489,118,548.09
VARIANCE		9.01%	4.73%	5.54%



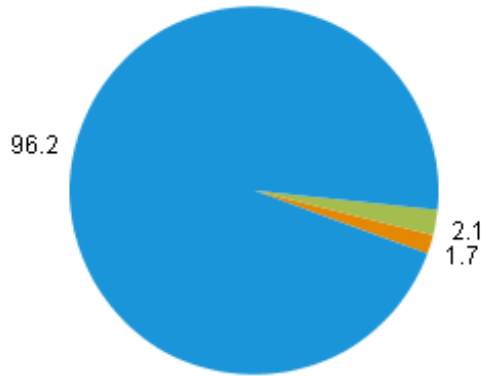
Digital Breakdown (December 2021)

Year	Medium	Local	International	Total
2020	Digital Downloads	R 321,400.25	R 1,381,566.22	R 1,702,966.47
2020	Digital Mobile	R 786,833.23	R 3,358,910.89	R 4,145,744.12
2020	Digital Streaming	R 7,638,872.57	R 44,486,832.05	R 52,125,704.62
TOTAL 2020		R 8,747,106.05	R 49,227,309.16	R 57,974,415.21
2021	Digital Downloads	R 196,108.35	R 810,670.69	R 1,006,779.04
2021	Digital Mobile	R 471,075.99	R 757,655.05	R 1,228,731.04
2021	Digital Streaming	R 10,082,513.81	R 45,968,021.58	R 56,050,535.39
TOTAL 2021		R 10,749,698.15	R 47,536,347.32	R 58,286,045.47
VARIANCE		22.89%	-3.44%	0.54%

■ Digital Downloads
 ■ Digital Mobile
 ■ Digital Streaming



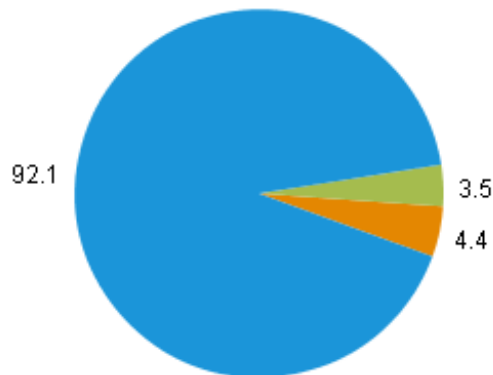
■ Digital Downloads
 ■ Digital Mobile
 ■ Digital Streaming



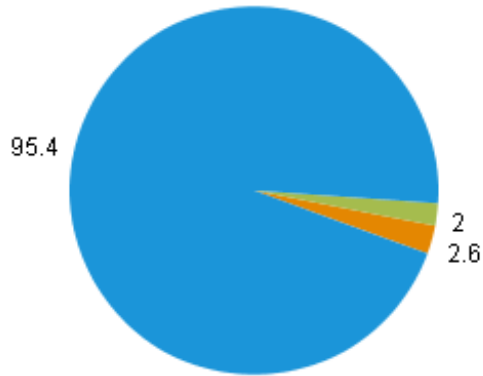
Digital Breakdown (January 2021 to December 2021)

Year	Medium	Local	International	Total
2020	Digital Downloads	R 3,797,173.64	R 15,848,635.51	R 19,645,809.15
2020	Digital Mobile	R 3,825,090.18	R 11,496,265.99	R 15,321,356.18
2020	Digital Streaming	R 69,949,485.53	R 336,900,385.00	R 406,849,870.53
TOTAL 2020		R 77,571,749.35	R 364,245,286.51	R 441,817,035.86
2021	Digital Downloads	R 2,734,555.69	R 9,701,088.44	R 12,435,644.13
2021	Digital Mobile	R 5,220,806.43	R 4,552,535.17	R 9,773,341.60
2021	Digital Streaming	R 85,051,748.60	R 375,087,572.64	R 460,139,321.24
TOTAL 2021		R 93,007,110.72	R 389,341,196.25	R 482,348,306.97
VARIANCE		19.90%	6.89%	9.17%

■ Digital Downloads
 ■ Digital Mobile
 ■ Digital Streaming



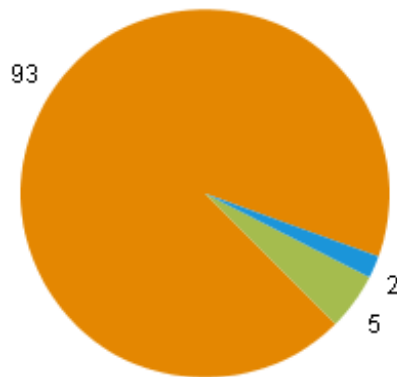
■ Digital Downloads
 ■ Digital Mobile
 ■ Digital Streaming



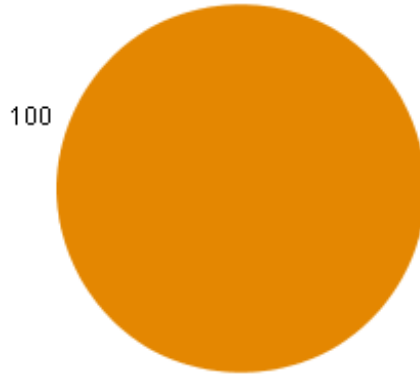
Physical Breakdown (December 2021)

Year	Medium	Local	International	Total
2020	Compact Discs	R 1,571,982.45	R 980,590.72	R 2,552,573.17
2020	DVD	R 84,079.02	R 58,065.29	R 142,144.31
2020	Vinyl	R 600.00	R 62,992.16	R 63,592.16
TOTAL 2020		R 1,656,661.47	R 1,101,648.17	R 2,758,309.64
2021	Compact Discs	R 10,388.00	R 52,790.13	R 63,178.13
TOTAL 2021		R 10,388.00	R 52,790.13	R 63,178.13
VARIANCE		-99.37%	-95.21%	-97.71%

■ Compact Discs
 ■ DVD
 ■ Vinyl



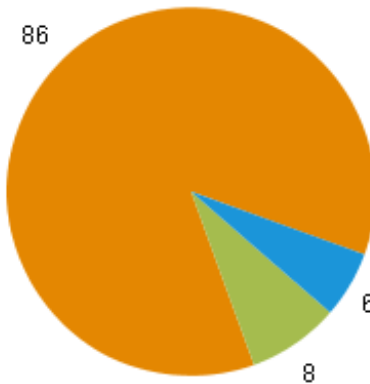
Compact Discs



Physical Breakdown (January 2021 to December 2021)

Year	Medium	Local	International	Total
2020	Compact Discs	R 9,275,720.13	R 9,299,410.20	R 18,575,130.33
2020	DVD	R 1,049,714.54	R 684,025.95	R 1,733,740.49
2020	Vinyl	R 40,753.50	R 1,279,129.15	R 1,319,882.65
TOTAL 2020		R 10,366,188.17	R 11,262,565.30	R 21,628,753.47
2021	Compact Discs	R 2,739,776.55	R 3,456,267.69	R 6,196,044.24
2021	DVD	R 57,863.29	R 128,876.74	R 186,740.03
2021	Vinyl	R 57,570.51	R 329,886.34	R 387,456.85
TOTAL 2021		R 2,855,210.35	R 3,915,030.77	R 6,770,241.12
VARIANCE		-72.46%	-65.24%	-68.70%

Compact Discs DVD Vinyl



Compact Discs DVD Vinyl

